

Basement Beautiful™

WALL PANELS



Basement walls are ugly, damp and cold. Whether you're looking to finish your basement now, or possibly sometime in the future, you need a solution.

Total Basement Finishings' unique **Basement to Beautiful™** panels are a great way to go from ugly, damp, cold walls to warm, dry walls with studs and electrical chases (*channels*), ready to finish, in one simple step!



[More](#) 



The **Basement to Beautiful™** panels are custom-engineered, foam panels with integral studs, that are fastened directly to your foundation walls. They eliminate conventional stud framing and fiberglass insulation altogether.

And, the **Basement to Beautiful™** panels are completely inorganic – so they can never rot, and mold cannot grow on them.

The panel features a unique, advanced **SilverGlo¹** foam insulation with graphite infused throughout the foam. The graphite drives the insulation value (or 'R' value) of the foam up by 24% over conventional foam by lowering its thermal conductivity, and gives it that 'silver-gray' shine. At 2½" thick and R13², the **Basement to Beautiful™** panels create a warm, protective blanket around your basement.

Wood studs can rot and grow mold, so there is no wood in the **Basement to Beautiful™** panel. Instead, the panel features metal studs integrated into the foam. However, metal studs are highly thermally conductive and when used



Infused graphite particles give the panel its high insulation value and its 'shine'.


¹**Basement to Beautiful™** panels with **SilverGlo™** insulation are the result of 24 years of basement experience by Total Basement Finishing, Inc. – the industry leader.

electrical chase

96"

electrical chase

²R13 with finished panel installed over it – R11 without.



foam insulation

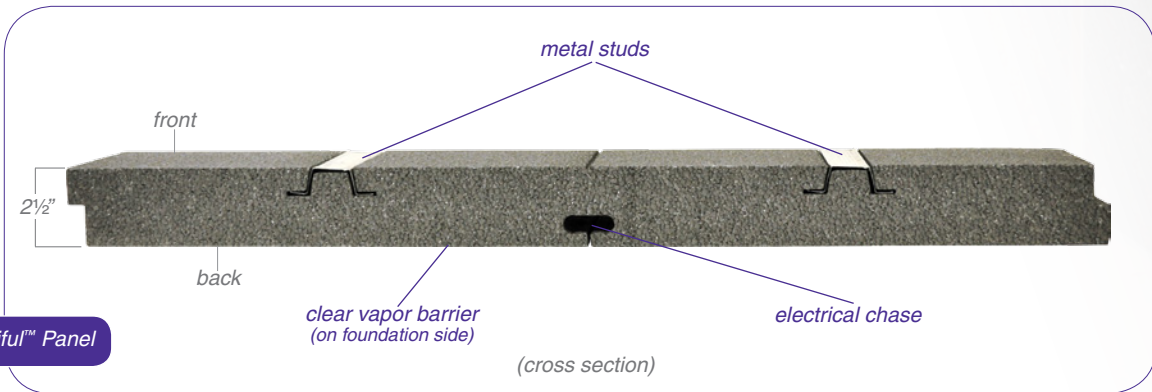

metal studs



to (conventionally) frame an exterior wall in a basement against your cold foundation walls, each stud becomes a thermal bridge in the wall, creating cold spots every 16" and wasting energy.

The **Basement to Beautiful™** panels are designed to avoid this problem as the studs do not go all the way through to the cold side of the wall. The studs leave 2" of uninterrupted **SilverGlo™** foam behind them, so they don't compromise the insulation in your new basement walls. Thermal images confirm the studs are just as warm as the insulation!

Electrical chases are built into the panels, with vertical chases every 32", and horizontal chases 16" and 64" off the floor. What's unique is that you don't need to have the electrician come to your home to rough in the wiring and then return to complete the job. It can all be done in one step after the finished panels are installed.



The Basement to Beautiful™ Panel

The **Basement to Beautiful™** panel is not a finished panel, of course, and needs to have a finished system installed over it. While there are a number of options, the best one (*by far*) for a basement is the **Total Basement Finishing™ EverLast™ Wall Panel***. This stylish panel is designed just for basement environments.



EverLast™ panels are the perfect companion for Basement to Beautiful™ panels.



And with no drywall or paint, it won't grow mold or be damaged by water, such as plumbing leaks, which commonly flood basements and can ruin finished walls. The **EverLast™** panels are a cement board with a washable, vinyl finish. They combine the two most popular interior colors – *off white and beige* – laid over a slightly alligatored texture to hide wall shine and marks. The wall is much harder than drywall and nearly impossible to dent.

You can hang anything you want on the **EverLast™** panels, wherever you want – you don't have to find any studs. And when you want to take a nail or screw out of the wall, you can easily patch it with putty and the hole disappears into the color pattern. There's no spackling or painting – ever!



Now your exterior walls can be warm, dry and beautiful! You can complete your basement finishing by adding electrical, ceilings and flooring – now or anytime in the future. Ask your dealer to install your **Basement to Beautiful™** panels with the addition of the finished **EverLast™** wall panels.

Basement to Beautiful™ wall panels – fall in love with your basement!



Before



During



After

Walls prepared with **Basement to Beautiful™** panels.

Completed installation of **EverLast™** panels with additional flooring, ceiling, and lighting.



Imagine the possibilities...

your basement could be a home theater, entertainment room, family room, or whatever you can think of!

TBF Total BASEMENT Finishing
From Basement to Beautiful!™